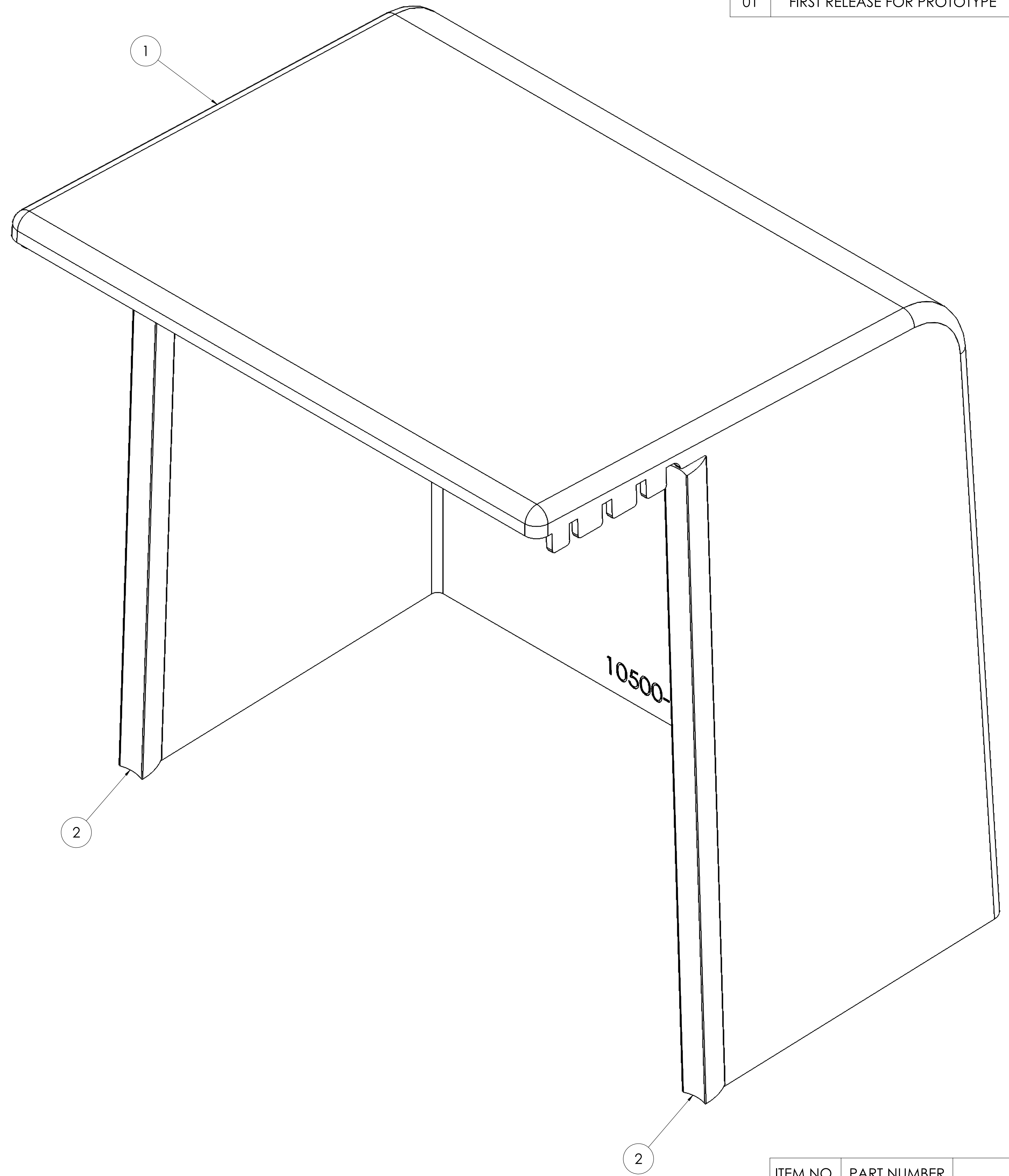
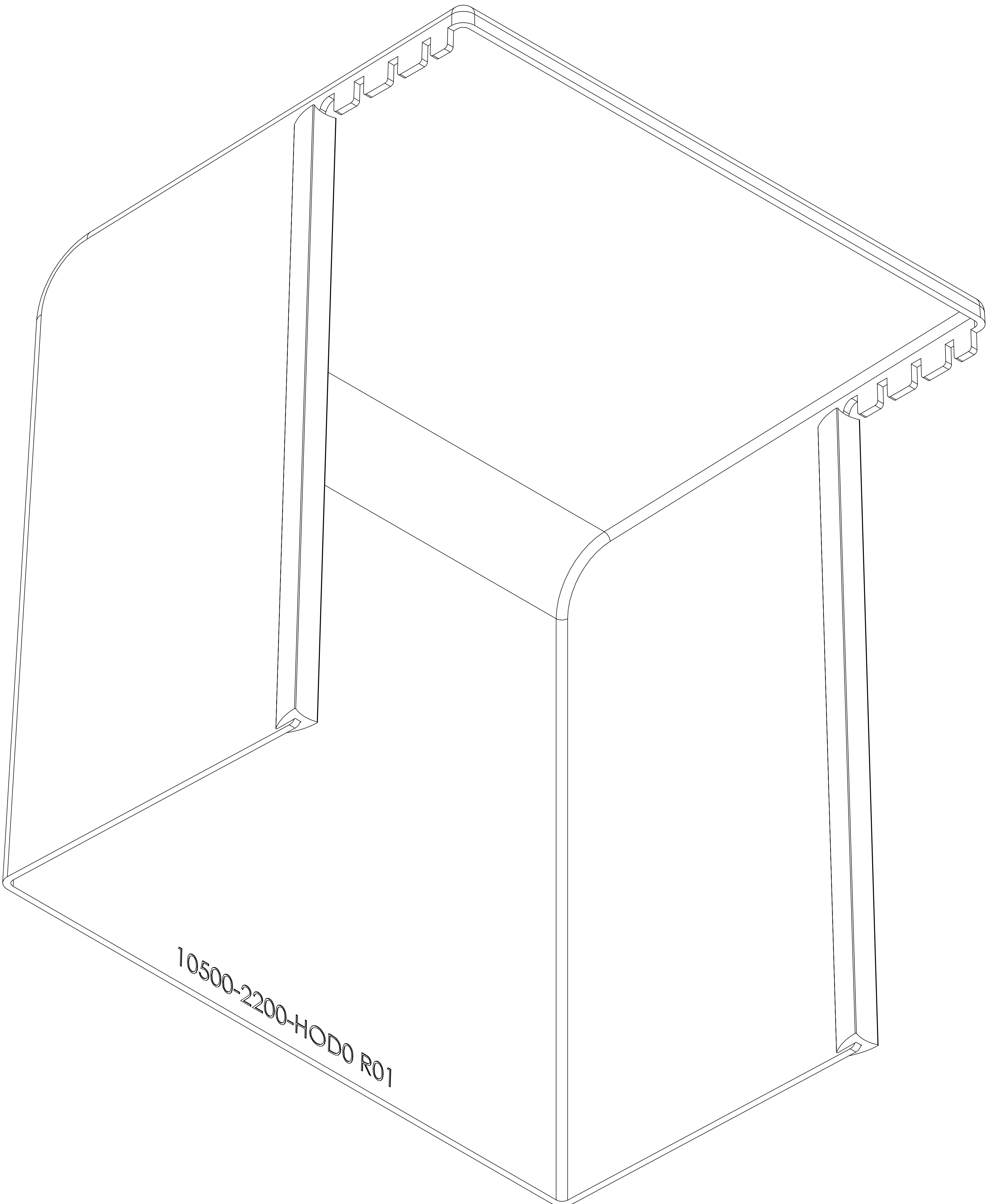


# AS ASSEMBLED

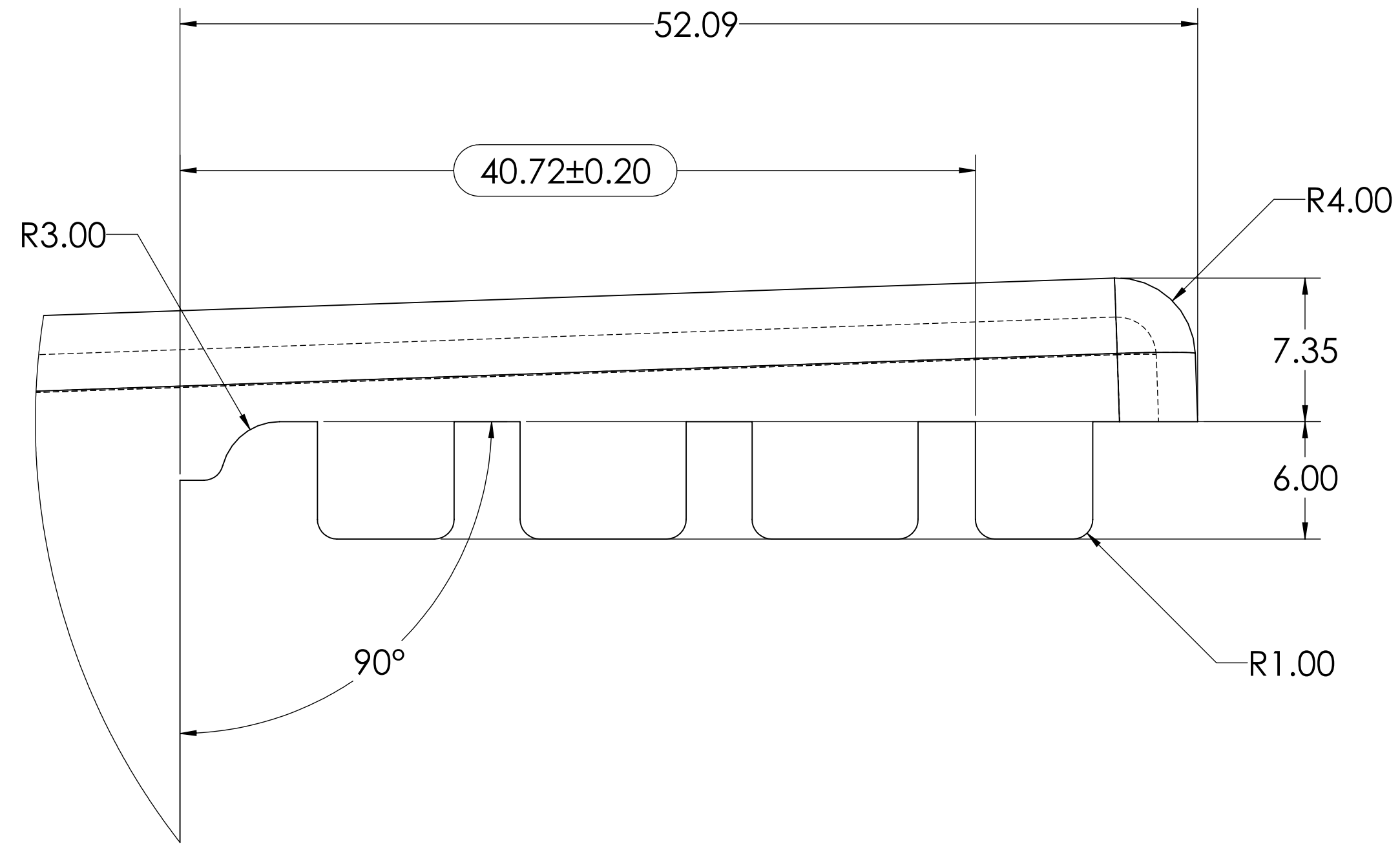

REVISIONS			
REV.	DESCRIPTION	DATE	APPROVED
01	FIRST RELEASE FOR PROTOTYPE	30-11-2023	stevenw



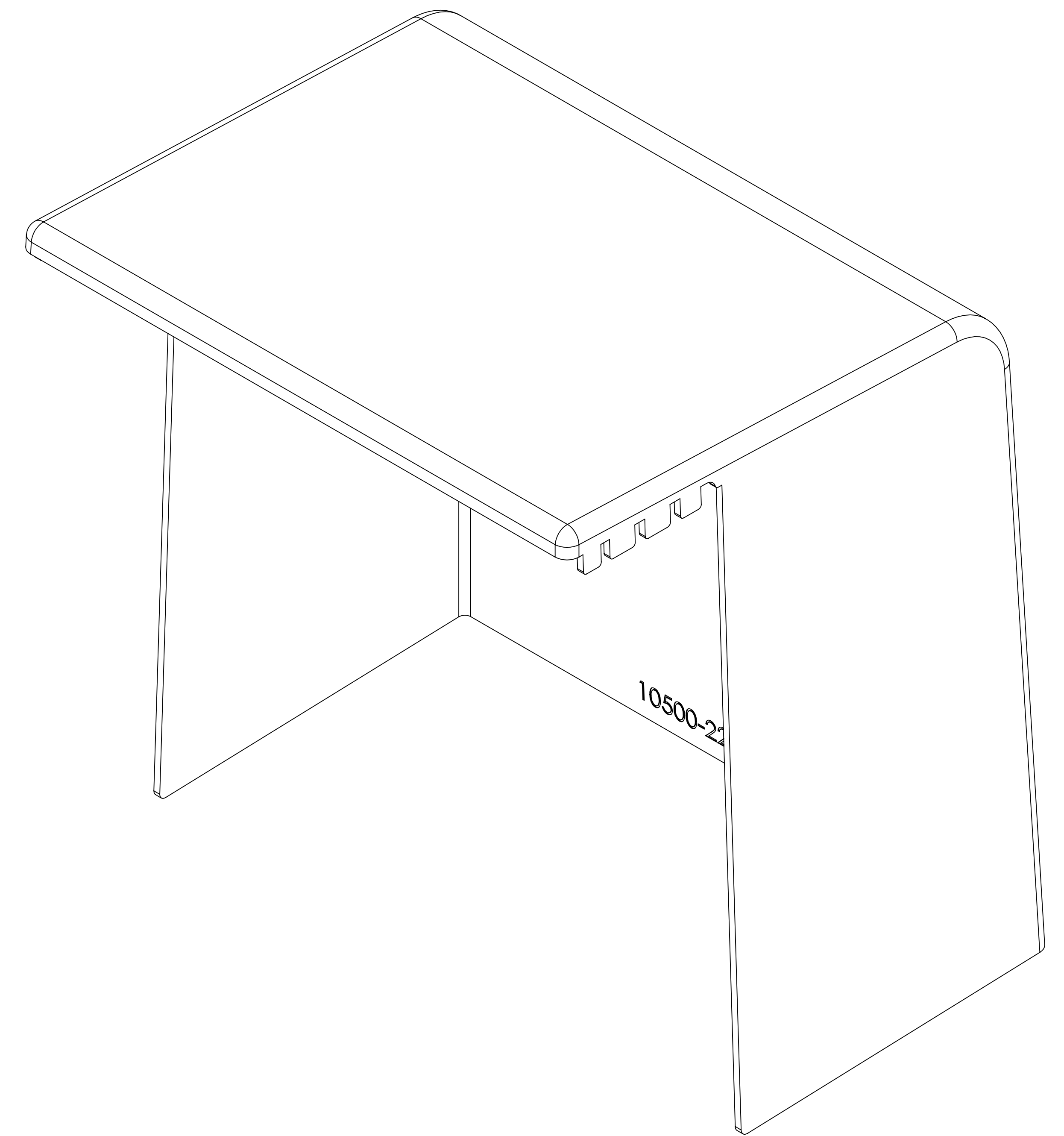
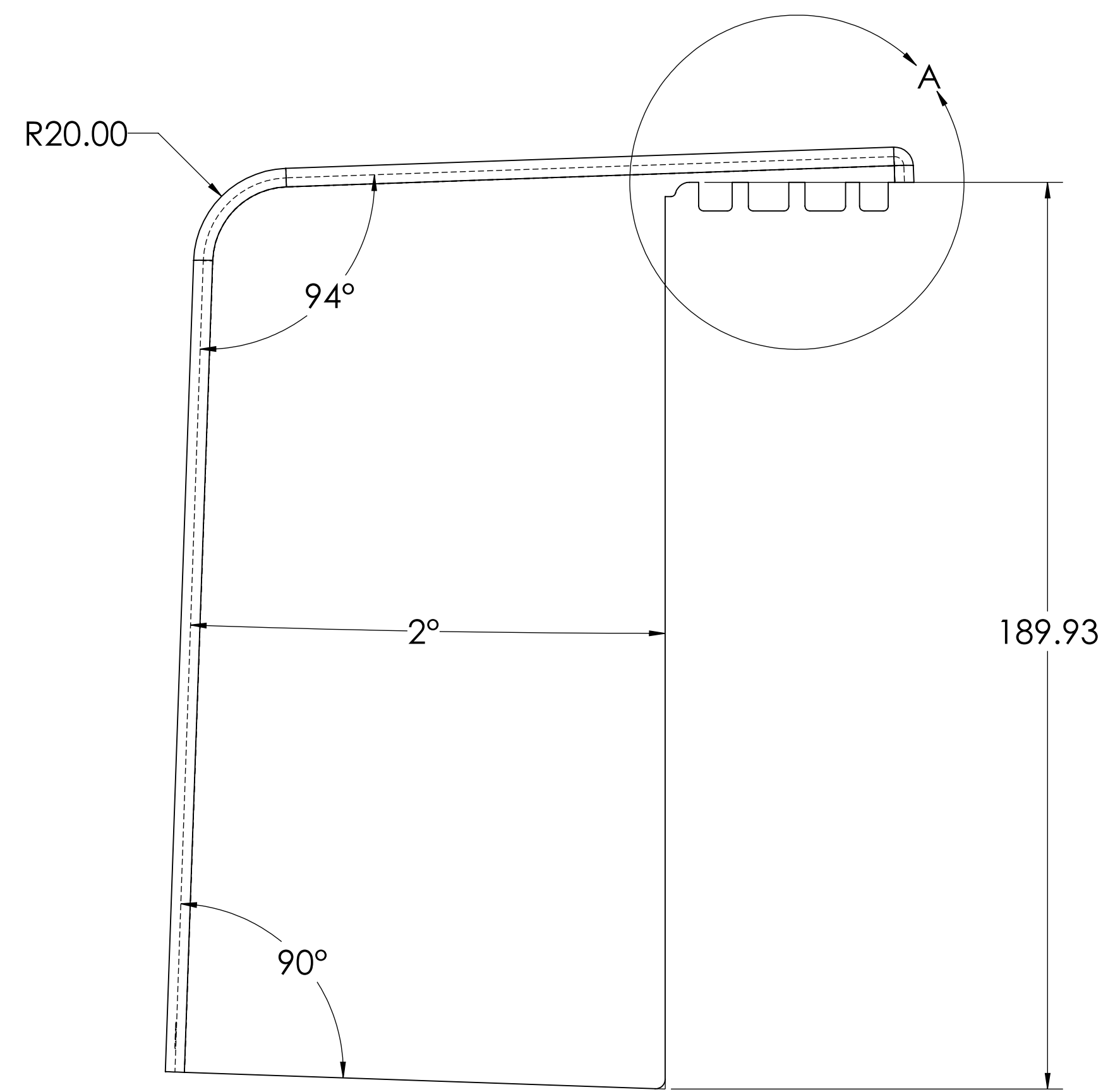
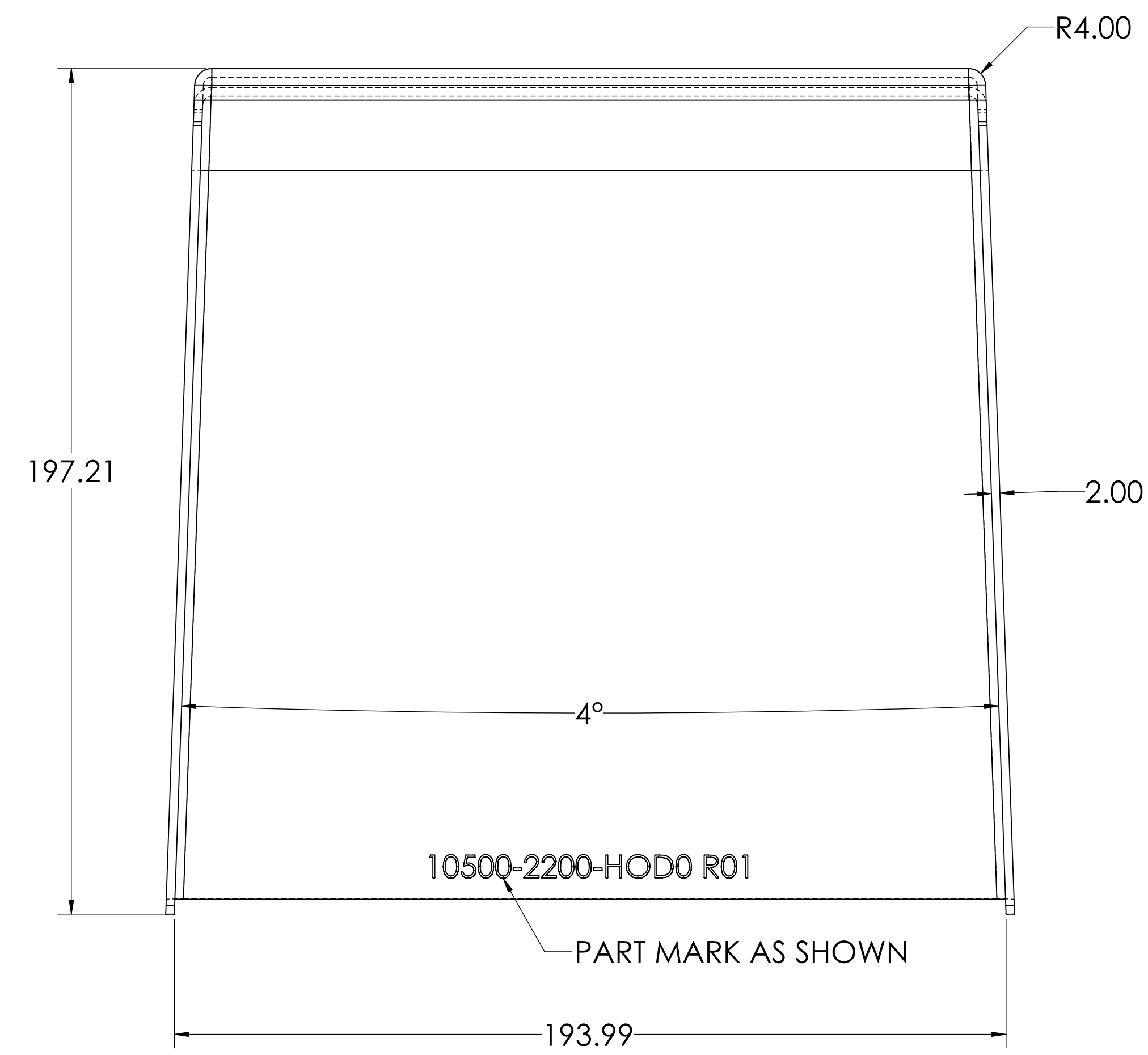
ITEM NO.	PART NUMBER	DESCRIPTION	QTY.
1	850-SP3-0014	NEMA HOOD	1
2	8500001251	EDGE SEAL GASKET	2

<b>FIRST ANGLE PROJECTION</b> 	<b>PROJECT CODE:</b> sigPOD 220x	 <b>Sciometric Technologies India Private Limited</b>																			
<b>ALL DIMENSIONS ARE IN MM UNLESS SPECIFIED OTHERWISE</b>	<b>MODEL BY:</b> agaikwad 22 September 2023																				
	<b>DRAWN BY:</b> agaikwad 17 July 2024																				
<b>UNSPECIFIED TOLERANCES:</b>	<b>CHECKED BY:</b> stevenw 17 July 2024	<b>TITLE:</b> NEMA HOOD																			
	<table border="1"> <thead> <tr> <th>ANGULAR (FAB)</th> <th>ANGULAR (M/C)</th> <th>LINEAR (FAB)</th> <th>LINEAR (M/C)</th> </tr> </thead> <tbody> <tr> <td>UP TO 10 ±1.5°</td> <td>UP TO 10 ±1°</td> <td>UP TO 10 ±0.2</td> <td>UP TO 10 ±0.1</td> </tr> <tr> <td>10 UP TO 50 ±0°50'</td> <td>10 UP TO 50 ±0°30'</td> <td>10 UP TO 50 ±0.5</td> <td>10 UP TO 50 ±0.2</td> </tr> <tr> <td>50 UP TO 120 ±0°25'</td> <td>50 UP TO 120 ±0°20'</td> <td>50 UP TO 120 ±0.8</td> <td>50 UP TO 120 ±0.3</td> </tr> <tr> <td>120 UP TO 400 ±0°15'</td> <td>120 UP TO 400 ±0°10'</td> <td>120 UP TO 400 ±1.2</td> <td>120 UP TO 400 ±0.5</td> </tr> </tbody> </table>	ANGULAR (FAB)	ANGULAR (M/C)	LINEAR (FAB)	LINEAR (M/C)	UP TO 10 ±1.5°	UP TO 10 ±1°	UP TO 10 ±0.2	UP TO 10 ±0.1	10 UP TO 50 ±0°50'	10 UP TO 50 ±0°30'	10 UP TO 50 ±0.5	10 UP TO 50 ±0.2	50 UP TO 120 ±0°25'	50 UP TO 120 ±0°20'	50 UP TO 120 ±0.8	50 UP TO 120 ±0.3	120 UP TO 400 ±0°15'	120 UP TO 400 ±0°10'	120 UP TO 400 ±1.2	120 UP TO 400 ±0.5
ANGULAR (FAB)	ANGULAR (M/C)	LINEAR (FAB)	LINEAR (M/C)																		
UP TO 10 ±1.5°	UP TO 10 ±1°	UP TO 10 ±0.2	UP TO 10 ±0.1																		
10 UP TO 50 ±0°50'	10 UP TO 50 ±0°30'	10 UP TO 50 ±0.5	10 UP TO 50 ±0.2																		
50 UP TO 120 ±0°25'	50 UP TO 120 ±0°20'	50 UP TO 120 ±0.8	50 UP TO 120 ±0.3																		
120 UP TO 400 ±0°15'	120 UP TO 400 ±0°10'	120 UP TO 400 ±1.2	120 UP TO 400 ±0.5																		
○ ITEM#    △ REVISION    ◯ FLAG NOTE The information contained in this drawing is the sole property of Sciometric Technologies India Private Limited. It is to be used by others for the sole purpose it has been provided. This drawing may not be copied or reproduced, nor may its contents be disclosed to others, without the express written consent of Sciometric Technologies India Private Limited.	<b>DRAWING #:</b> 10500-2200-HOD0 SCALE: 2:1    SIZE: A0	<b>REV:</b> 01 SHEET 1 OF 3																			

# AS MACHINED



DETAIL A  
SCALE 4 : 1



**NOTES:**  
 1. THIS DRAWING SHALL BE USED IN CONJUNCTION WITH A NEUTRAL 3D CAD FILE. IN CASE OF DISCREPANCY BETWEEN THE 3D FILE AND THIS DRAWING THE INFORMATION ON THIS DRAWING SHALL BE CONSIDERED ACCURATE.  
 • REMOVE SHARP EDGES  
 • REFER TO 3D CAD MASTER FOR MISSING DIMENSIONS

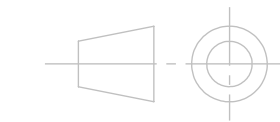
2. COMPLIANCE:  
 • MATERIAL AND FINISHES SHALL COMPLY WITH THE REQUIREMENTS OF EU DIRECTIVE ROHS 3 2015/863/EU.  
 • FOR EACH ORDER VENDOR SHALL PROVIDE A CERTIFICATE OF COMPLIANCE (COC) INDICATING COMPLIANCE WITH ROHS DIRECTIVE

3. PART MARK MUST BE ENGRAVED BY CNC OR LASER.

4. CLEANLINESS: PARTS SHALL BE CLEAN, DRY, AND FREE OF CHIPS.

5. FIRST ORDER SHALL BE ACCOMPANIED BY DIMENSIONAL VERIFICATION REPORT FOR ALL CIRCLED DIMENSIONS CONFIRMING ADHERENCE TO TOLERANCE.

**FIRST ANGLE PROJECTION**



**PROJECT CODE:** sigPOD 220x

**MODEL BY:** agaikwad 22 September 2023

**DRAWN BY:** agaikwad 17 July 2024

**CHECKED BY:** stevenw 17 July 2024

**MATERIAL:** UTILITY GRADE ABS HAIR CELL

**FINISH:** -

**COATING:** -

**WEIGHT (g):** 205.17

**ALL DIMENSIONS ARE IN MM UNLESS SPECIFIED OTHERWISE**

**UNSPECIFIED TOLERANCES:**

ANGULAR (FAB)	ANGULAR (M/C)	LINEAR (FAB)	LINEAR (M/C)
UP TO 10 ±1.5°	UP TO 10 ±1°	UP TO 10 ±0.2	UP TO 10 ±0.1
10 UP TO 50 ±0°50'	10 UP TO 50 ±0°30'	10 UP TO 50 ±0.5	10 UP TO 50 ±0.2
50 UP TO 120 ±0°25'	50 UP TO 120 ±0°20'	50 UP TO 120 ±0.8	50 UP TO 120 ±0.3
120 UP TO 400 ±0°15'	120 UP TO 400 ±0°10'	120 UP TO 400 ±1.2	120 UP TO 400 ±0.5

○ ITEM#    △ REVISION    ◯ FLAG NOTE

The information contained in this drawing is the sole property of Sciometric Technologies India Private Limited. It is to be used by others for the sole purpose it has been provided. This drawing may not be copied or reproduced, nor may its contents be disclosed to others, without the express written consent of Sciometric Technologies India Private Limited.



**sciometric**

**Sciometric Technologies India Private Limited**

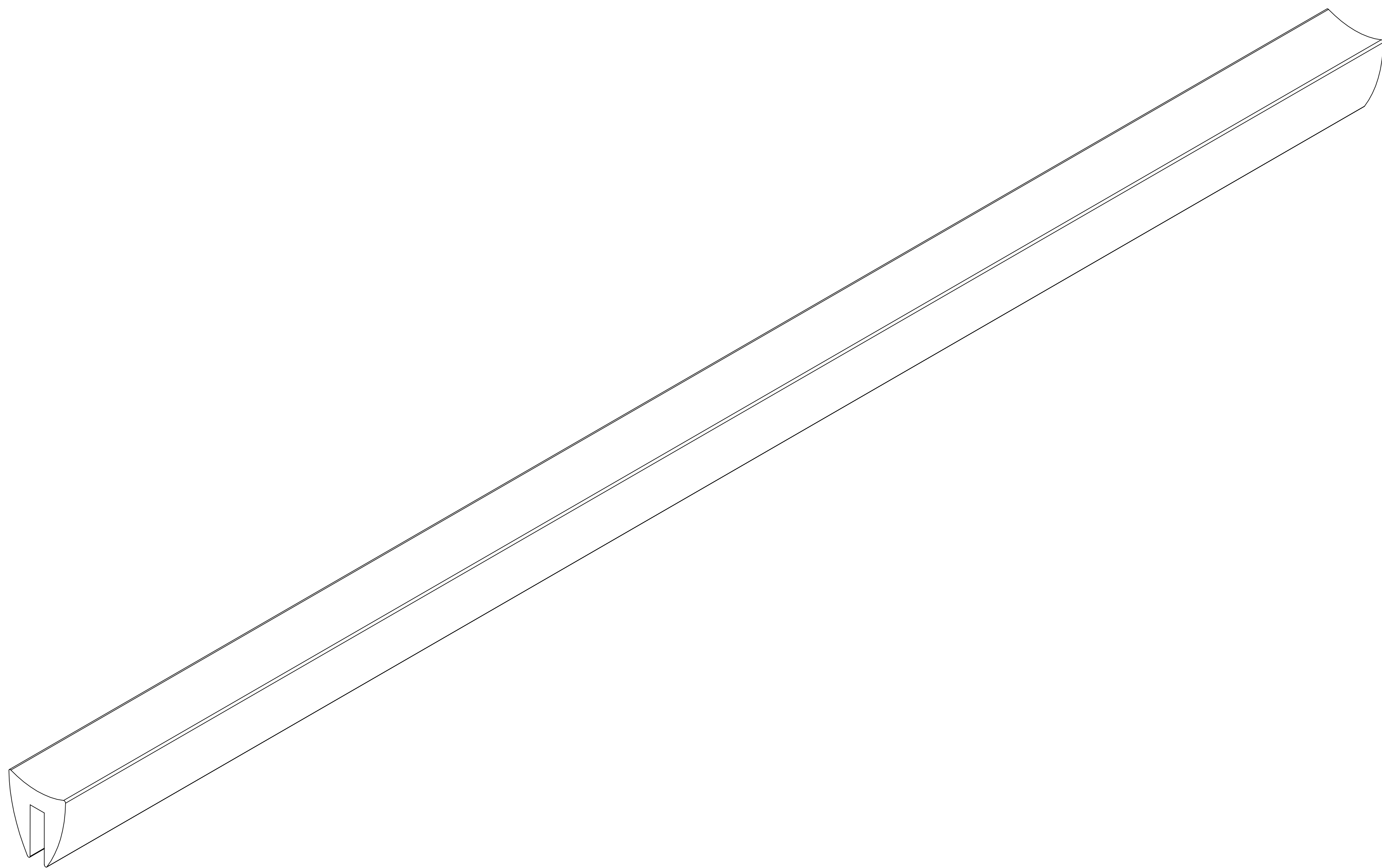
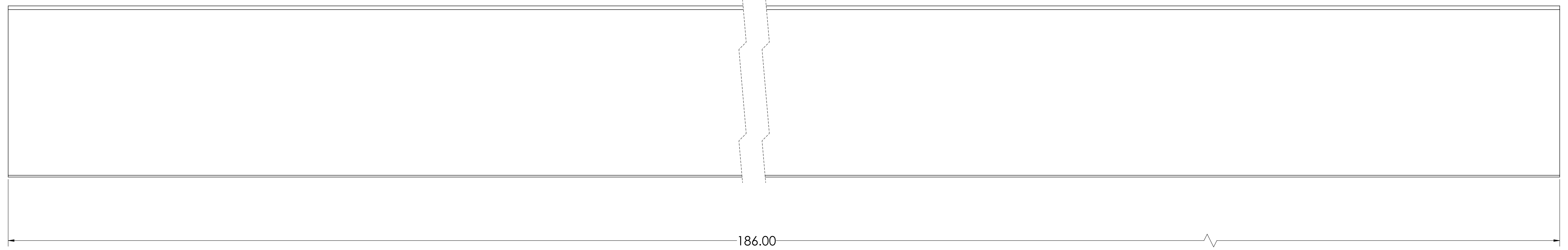
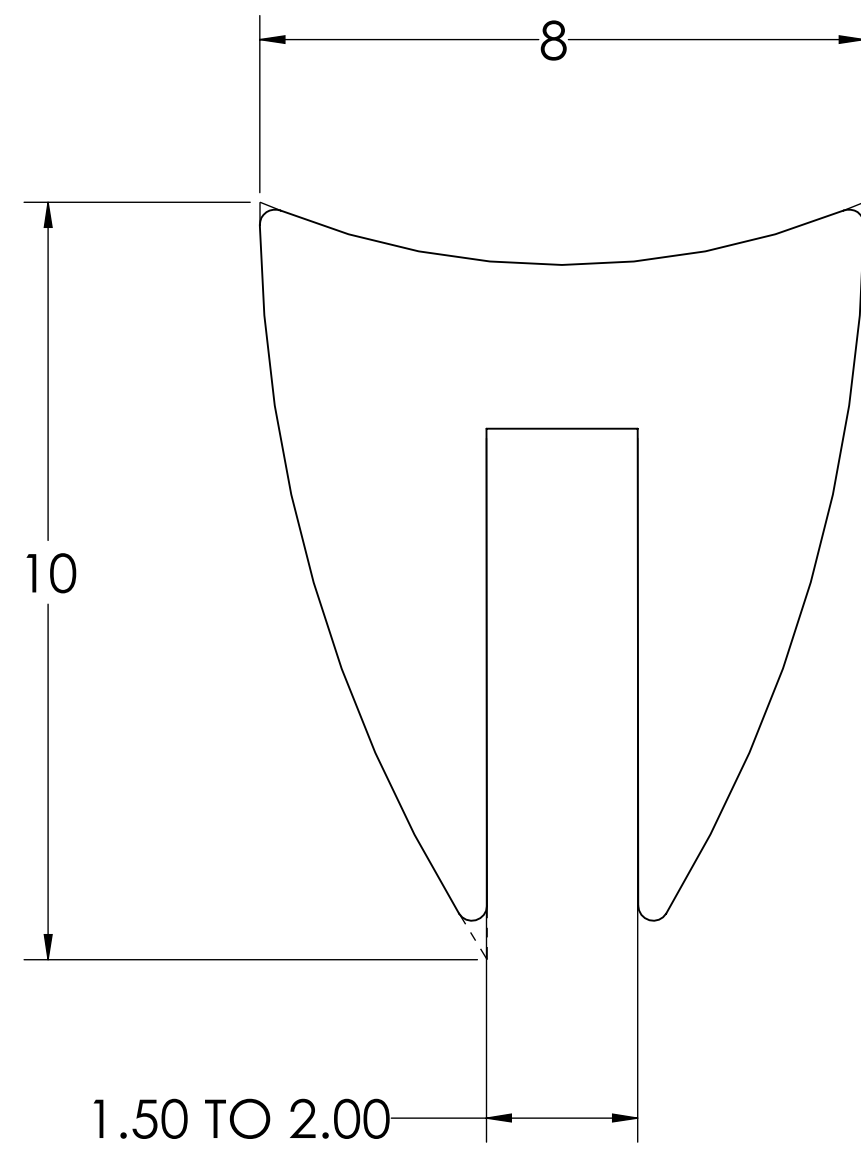
**TITLE:** NEMA HOOD

**DRAWING #:** 10500-2200-HOD0

**REV:** 01

SCALE: 1:1    SIZE: A0    SHEET 2 OF 3

# EDGE SEAL GASKET



<b>FIRST ANGLE PROJECTION</b> 		<b>PROJECT CODE:</b> sigPOD 220x																					
<b>ALL DIMENSIONS ARE IN MM UNLESS SPECIFIED OTHERWISE</b>		<b>MODEL BY:</b> agaikwad 22 September 2023																					
<b>UNSPECIFIED TOLERANCES:</b>		<b>DRAWN BY:</b> agaikwad 17 July 2024	<b>Sciometric Technologies India Private Limited</b>																				
		<b>CHECKED BY:</b> stevenw 17 July 2024																					
		<b>MATERIAL:</b> EPDM	<b>TITLE:</b>  NEMA HOOD																				
		<b>FINISH:</b> -																					
		<b>COATING:</b> -																					
		<b>WEIGHT (g):</b> 9.22																					
<table border="1"> <thead> <tr> <th>ANGULAR (FAB)</th> <th>ANGULAR (M/C)</th> <th>LINEAR (FAB)</th> <th>LINEAR (M/C)</th> </tr> </thead> <tbody> <tr> <td>10 UP TO 10 ±1.5°</td> <td>10 UP TO 10 ±1°</td> <td>10 UP TO 10 ±0.2</td> <td>10 UP TO 10 ±0.1</td> </tr> <tr> <td>10 UP TO 50 ±0°50'</td> <td>10 UP TO 50 ±0°30'</td> <td>10 UP TO 50 ±0.5</td> <td>10 UP TO 50 ±0.2</td> </tr> <tr> <td>50 UP TO 120 ±0°25'</td> <td>50 UP TO 120 ±0°20'</td> <td>50 UP TO 120 ±0.8</td> <td>50 UP TO 120 ±0.3</td> </tr> <tr> <td>120 UP TO 400 ±0°15'</td> <td>120 UP TO 400 ±0°10'</td> <td>120 UP TO 400 ±1.2</td> <td>120 UP TO 400 ±0.5</td> </tr> </tbody> </table>		ANGULAR (FAB)	ANGULAR (M/C)	LINEAR (FAB)	LINEAR (M/C)	10 UP TO 10 ±1.5°	10 UP TO 10 ±1°	10 UP TO 10 ±0.2	10 UP TO 10 ±0.1	10 UP TO 50 ±0°50'	10 UP TO 50 ±0°30'	10 UP TO 50 ±0.5	10 UP TO 50 ±0.2	50 UP TO 120 ±0°25'	50 UP TO 120 ±0°20'	50 UP TO 120 ±0.8	50 UP TO 120 ±0.3	120 UP TO 400 ±0°15'	120 UP TO 400 ±0°10'	120 UP TO 400 ±1.2	120 UP TO 400 ±0.5	<b>ITEM#</b> <b>REVISION</b> <b>FLAG NOTE</b>	<b>DRAWING #:</b> 10500-2200-HOD0 <b>REV:</b> 01
ANGULAR (FAB)	ANGULAR (M/C)	LINEAR (FAB)	LINEAR (M/C)																				
10 UP TO 10 ±1.5°	10 UP TO 10 ±1°	10 UP TO 10 ±0.2	10 UP TO 10 ±0.1																				
10 UP TO 50 ±0°50'	10 UP TO 50 ±0°30'	10 UP TO 50 ±0.5	10 UP TO 50 ±0.2																				
50 UP TO 120 ±0°25'	50 UP TO 120 ±0°20'	50 UP TO 120 ±0.8	50 UP TO 120 ±0.3																				
120 UP TO 400 ±0°15'	120 UP TO 400 ±0°10'	120 UP TO 400 ±1.2	120 UP TO 400 ±0.5																				
The information contained in this drawing is the sole property of Sciometric Technologies India Private Limited. It is to be used by others for the sole purpose it has been provided. This drawing may not be copied or reproduced, nor may its contents be disclosed to others, without the express written consent of Sciometric Technologies India Private Limited.		<b>SCALE:</b> 10:1	<b>SIZE:</b> A0	<b>SHEET</b> 3 OF 3																			